




**LED FIXTURE SPECIFICATION
“THE SHOEBOX FLOODLIGHT”**

PERFECT FOR RETROFITTING THE MOONRAKER

APPLICATIONS: BUILDING, MARINA, STREET, PARKING, AREA LIGHTING



Housing:	Die cast aluminum with hinged front frame, ½” plugs for photocell & conduit, bronze powder-coat finish over chromate conversion coating
Reflector:	Aluminum
Lens Cover:	Tempered Clear Glass
Socket:	Mogul Base / E40
Mounting Options:	Mount with rectangular aluminum fixed arm, two-piece swivel bracket, adjustable slip-fitter, hardened steel yoke, or direct pole mount arm.
Typical Replacement for:	100 – 400 watt High & Low Pressure Sodium, Metal Halide, Pulse Start bulbs
Listing & Ratings:	CSA: Wet Locations
Dimensions:	16.625” X 16” X 7” and 15.5 pounds
OPTIONS:	
Glare Shield – black powder-coated:	
Wire Guard – stainless steel:	
Baffle – black powder-coated:	

Installation Instructions: Fixture should be mounted by a certified electrician or a professional electrical maintenance contractor with working knowledge of installing & maintaining this type of light. As with any electrical fixture, the power source should be off while installation is performed and follow all state and local electrical codes accordingly.